



Tarheel Quilters Guild

Promoting and Perpetuating the Art of Quilting since 1981

May 2024

MEETING REMINDERS

TQG Board Meeting

Monday, May 13th at 3:30PM

Barbara Munoz's House
2321 Colgate Drive, Fayetteville

TQG General Meeting

Sunday, May 19th at 2PM

Social Gathering begins at 1:30
Westminster Presbyterian Church
2505 Village Drive, Fayetteville

Happy Birthday

**to our members who were
born in May:**

Bonnie McPhail (2nd), Lisa Barefoot
(15th), Carmen Chavis (17th), Beverly
Harris (18th), & Pam Hathaway (28th)

Suggestions Needed

We thank you for all feedback regarding the theme for our 2025 quilt show at the April TQG meeting. We are confident we can find a theme the majority of our members will be comfortable with, but we need your input soon as we are almost a year away with much work in front of us. Please submit any ideas you have to a Board member or the Guild email by May 12, 2024 so that the Board may select the top 3 ideas that are marketable, creative, and represent who we are as an enthusiastic group of quilters for you to vote on.

tarheelquiltersguildnews@gmail.com

www.tarheelquiltersguild.org

www.facebook.com/tarheelquiltersguild

First Challenge of 2024

April - Baby Book Favorite

What is your favorite baby book to read to your little ones? We'll be using the Crayola 64 crayons (I'll provide the box). And everyone interested in participating in the Challenge will pick two (2) colors, and add a neutral color of cream, white or grey. The three (3) chosen colors must be in your quilt and the design will be from your chosen baby book. (Winnie the Pooh, Eeyore, Kanga). In addition to the finished quilt please bring a note card that states the name of the book and the crayons that you used. The quilt must meet the standard requirements for NICU quilts (36" x 36"). Quilter's name on label should be covered with painter's tape or filled in after the challenge prizes are awarded.

Congratulations to our winners:
1st Pat Paulson 2nd Sonia Blue 3rd
Brenda Mabry.



General Meeting Minutes (April 21, 2024)

- Meeting was called to order by President Barbara Munoz
- Last month's minutes were approved
- Pam thanked everyone for a great sew day yesterday (April 20th) - next Sew Day is May 4th at the Spring Lake Library 9-5
- Next month's meeting will feature longarm quilting (things you should know)
- Amy provided the treasurer report. A deposit for pipe and drape has been made.
- Amy also shared Joseph at the downtown library was able to help her locate an article on the Kay Bryant LaFayette quilt from 2017. She has a copy for those interested.
- Thank you to Barbara Munoz for a great quilted coat workshop - 17 attendees
- Debbie shared workshop updates; receipts are available if needed. Sana M will teach a machine applique workshop on October 12th featuring a wall hanging
- A thank you note was received from Carolyn Edwards family - Guild sent a plant
- Pam presented the baby quilt report (18b/8g/1boy twins/1b/gtwins). We still need boy quilts!
- Sew Days - please email Pam suggestions for locations
- VA - please remember to sign the log when you turn in your VA quilts
- Membership - 58 + 6 guests in attendance. Current membership is at 64
- Raffle tickets are ready! See Amy to pick-up. Tickets are \$2 each
- Secret Quilter will be matching again soon. If you're interested see Brenda
- Placements - 16 have been donated so far this year. Batting is available
- Baby Book Favorite Color Challenge Quilt for April were voted upon. Winners were: 1st Pat Paulson 2nd Sonia Blue 3rd Brenda Mabry. There were 10 entries!
- Fat Quarter was drawn - Linda DeGraw won
- Block of the Month was drawn - Wendy Shirley won
- Karen P shared a mini charm bag - the pattern is available from Shabby Fabrics
- Discussion of Quilt Fest was had. Members were encouraged to think about what ribbons might look like, how a quilt could meet the theme, etc. Suggestions were made for the Quilt Fest theme. Membership voted between two options, 1)Liberty, Legacy, & LaFayette and 2) LaFayette, Liberty & Friendship but a consus was not reached. Amy and Pam are still collecting suggestions for themes and membership was have another opportunity to weigh in next month. Suggestions are due by May 12th.
- The Westminster Presbyterian Church (where we meet) Annual Spring Fest is the first Saturday in May.
- Meeting was adjourned.

Baby Quilts

This month 8 girl, 10 boy, 2 sets of girl twin and 1 set of triplets (1 boy/2girls) were delivered to the NICU. I would like to thank everyone who dated and to the people who did the challenge. What talented people we have; the quilters are beautiful and all will be loved. - Pam

If you are in need of batting or labels, please contact Pam Gahan xstitcher1@spectrum.net & Sandy Mathews smathews@nc.rr.com

Secret Quilter

Secret Quilter matches have been assigned. If you are still interested in participating, forms ([click here](#)) will continue to be collected and if there are enough participants, another assignment round will be done mid-year. If you have any questions, please see Brenda b1mabry@gmail.com.

Treasurer's Report

Checking Account: \$8,673.18 + CDs: \$ 15, 162.81 = \$23,835.99

Reimbursement forms are available at Guild meetings or by clicking [here](#).

For questions, please see Amy Allison. amy.allison60@gmail.com

QuiltFest will need a Treasurer. If you have accounting or bookkeeping experience and would be interested in this role, please see Amy.

Upcoming FQs

The Fat Quarter of the month drawing will continue in 2024. If you're interested in participating, please bring a fat quarter (FQ 18x22") that fits the theme. Drop it in the bag and sign the sheet at the membership table to be entered. If you have questions, please see Charlotte Bradford.

May: black or white

June: red, white or blue

July: star or stripes

August: sports or school

September: leaves

October: orange, brown or tan

November: Christmas/holiday

December: spring colors

Sew Days

The next Sew Day is Saturday, May 4th at the Spring Lake Library from 9-5. Please come join us. Sew Days will be held once a month - here are the suggested dates (with location to be announced). June 8th, July 13th, September 14th, October 5th, November 9th and December 14th. (dates may change based on availability of meeting place and weather) If anyone has suggestions of where to meet or other proposed dates, please contact Pam Gahan (xstitcher1@spectrum.net).

Mark your calendar:

[-Professional Art Quilts Alliance South Exhibition & ARTQuiltsrenewal \(Cary, NC\) April 3rd - May 28th](#)

[-Cabarrus Quilt Guild: Splash of Color Quilt Show June 28-29th at West Cabarrus High School.](#)

[-Smoky Mountain Quilt Show \(Knoxville, TN\) June 21 & 22nd](#)

[-Tarheel Quilters Guild Quilt Show \(FCA Sportsplex, Fayetteville\) June 13-14, 2025!](#)

VA Quilts

Please remember to sign the log when you donate quilts for the VA. For batting or questions questions, please see Lori Cruz loricruz46@gmail.com

Who's Who in 2024

Board:

President – Barbara Munoz
1VP – Debbie Pedersen
2VP – Nancy Moore
Treasurer – Amy Allison
Secretary – Ann Jackson

Committee Chairs:

Newsletter and Parliamentarian
– Ashley Ledford
Membership – Jackie Parker
VA Quilts – Lori Cruz
Baby Quilts – Pam Gahan and
Sandy Mathews
Challenges – Linda DeGraw

Committee Chairs Continued:

BOM – Judy Connor
UFOs – Debbie Thomas
Sew Days – Pam Gahan
Secret Quilter – Brenda Mabry
Sunshine and Fat Quarters –
Charlotte Bradford
Door Prizes – Debra Eberline
Placemats for Meals on Wheels –
Charlene Ray
Christmas Stockings for NICU –
Marlene Brudvig
**Raffle Quilt – (vacant)



Precuts Widebacks

Whatever's Quilted

888-546-0665 **elna**  @ **accuquilt**
better cuts make better quilts

936 Gateway Commons Cir. Wake Forest, NC 27587
www.WhateversQuilted.com

REGULAR SHOP Hrs: M-F 10-5 Sat: 10-4

Mark Your Calendars

2024 General Membership Meetings
are as follows:


May 19th	September 15th
June 23rd*	October 20th
July 21st	November 17th
August 18th	December 15th

(reminder, board meeting are held the Monday prior to the general membership meeting)

Membership meetings are generally the 3rd Sunday of the month with exceptions (*) due to holidays.

Raffle Ticket are on sale now! See Amy Alison to pick up tickets to sell. Tickets are \$2 each - the drawing will be held December 15th.

2024 Raffle Quilt



We are still in need of a raffle quilt chairperson.

RANDY'S Sewing Center



Brother-Juki-Janome-Handi Quilter

5353 Red Tip Rd#109, Fayetteville, NC 28314
910-745-8898.

Now Offering Longarm Rental



Take the computerized longarm class with Mandy Christianson and then you are eligible to rent the HandiQuilter Amara 20 to quilt your own quilts.

For details
Contact Mandy at 910-527-0270

www.tarheelquiltersguild.org

Store Hours
Tues. – Fri.: 11am – 5:30pm
Saturday: 11pm – 3pm

www.randyssewingcenter.com

Randy's Fabric Gallery

Now offering a variety of fabrics for the convenience of our customers starting at \$4.99/yard

Yardage, flat folds, and precuts



40+ years of sewing machine servicing experience
We Service Most Sewing Machine Brands

www.facebook.com/tarheelquiltersguild

Workshop Look Ahead

-[Linda Hahn](#) will teach Beauty on the Beach June 22nd. The cost is \$40 for members. If space permits, non-member guests are \$50.

-[Aby Dolinger](#) will teach Ribbon Star and Chain on August 24th (tentative). The cost is \$40 for members.

-Sana Moulder will teach an applique workshop on October 12th starting at 10am. This will include several machine applique techniques to make a fall wall hanging. At this time, all three workshops are open for member sign up. Please see Debby Pederson (1st VP) dpedersen2@nc.rr.com for details/questions/payment.



**7076 Ramsey St./HWY 401
Fayetteville, NC 28311
(910) 630-3912 Mon– Sat 9 am—5 pm
<https://www.lovingstitches.net>**

**Special Summer Bernina Machine Sale
Only at Loving Stitches!**

**B790 Plus, B790 Pro & B880 Specially Priced!
Other models discounted, including all Longarms & the
E16 Pro!**

Free gifts with most models

0% interest financing for 60 months May 1st-15th*

Other financing options always available.

Free training

*on \$3,000 or more

made to create **BERNINA**

The Sewing Center

located inside
Crafts Frames & Things

108 OWEN DR., FAYETTEVILLE, NC 28304 | (910) 485-4833 | MON - SAT: 10AM - 5PM

✉ CRAFTSVKW@YAHOO.COM

🌐 [HTTPS://WWW.CRAFTSFRAMESANDTHINGS.COM](https://www.craftsframesandthings.com)

Mention this AD
and get 15% off of
your purchase!
Excluding Sewing Machines



PFAFF and Husqvarna Viking, top brands known for superior quality and exciting features, offer a diverse range of sewing machines designed for current and future needs. With innovative features like built-in walking feet, automatic settings, stitch projector, and hoop scanning, our trained staff is ready to help you find the perfect machine.

Come shop with people who care about your creativity! We have the experience to help you select the right machine, tools, or fabric for your projects to come to life.

- Sewing & Embroidery Machines
- Cake Decorating Supplies
- Quilting Tools
- Fabric
- Stained Glass
- Arts and Crafts supplies

Repairs & Service to your Machine

Fast:

Our service takes less than a week on average

On-site Service:

No shipping!

Professional:

Factory trained technician with more than 40 years of experience



We're your One-Stop shop for all things creative!




Tarheel Quilters Guild - Block of the Month








General Directions:

Instructions are to construct 1 Blue Bird Block. All measurements include $\frac{1}{4}$ " seam allowance.
Fabric Requirements: You will need 5 fabrics – 1 Background, 3 for the bird & 1 for the beak.

Cutting Instructions:



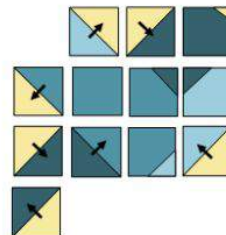
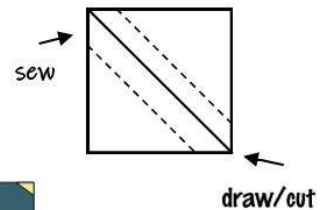
Background		cut 1 square @ 1" x 1" cut 1 square @ 2 1/2" x 2 1/2" cut 4 squares @ 2 7/8" x 2 7/8" cut 2 rectangle @ 1 1/2" x 2 1/2" cut 3 rectangles @ 2 1/2" x 6 1/2" cut 2 rectangle @ 2 1/2" x 12 1/2"
Colour #1:		cut 1 square @ 1 1/2" x 1 1/2" cut 1 square @ 2 1/2" x 2 1/2" cut 1 square @ 2 7/8" x 2 7/8"
Colour #2:		cut 3 squares @ 2 1/2" x 2 1/2" cut 2 squares @ 2 7/8" x 2 7/8"
Colour #3:		cut 2 squares @ 1 1/2" x 1 1/2" cut 1 square @ 2 1/2" x 2 1/2" cut 3 squares @ 2 7/8" x 2 7/8"
Colour #4:		cut 2 squares @ 1" x 1"

Helpful Tip HST- actual cut size is 2 7/8", for ease of piecing, cutting at 3" will allow for a little extra to square down.

Piecing Instructions:

Half Square Triangles:

- Position your 2 7/8" squares right sides together (RST)
 - Background & colour #1 (x1 of each, yields 2 HST)
 - Background & colour #2 (x1 of each, yields 2 HST – only need 1 set aside 1)
 - Background & colour #3 (x2 of each, yields 4 HST)
 - colour #2 & #3 (x1 of each, yields 2 HST – only need 1 set aside 1)
- Draw a diagonal line (corner to corner) on the wrong side of your squares
- Sew an accurate $\frac{1}{4}$ " seam on both sides of the drawn line to make your half square triangle units
- Cut on the drawn line
- Press each unit as per the picture
- Square all units to 2 1/2"

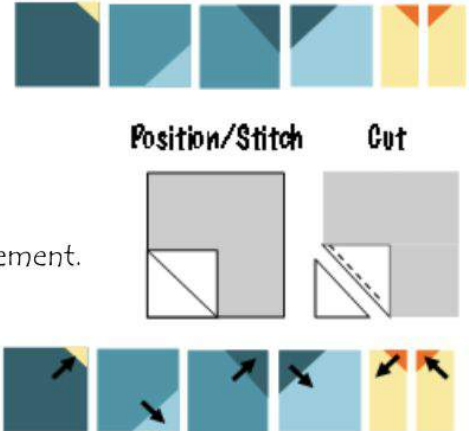


See Judy Connor for questions



Stitch & Flip

1. Draw a diagonal line (corner to corner) on the wrong side of the
 - Background - 1" square (x1)
 - colour #1 - 1 1/2" square (x1)
 - colour #3 - 1 1/2" square (x2)
 - colour #4 - 1" square (x2)
2. Position your squares right sides together, refer to picture for placement.
3. Sew directly **ON** the line (*notice direction)
4. Cut 1/4" away from the sewn line
5. Press as per picture

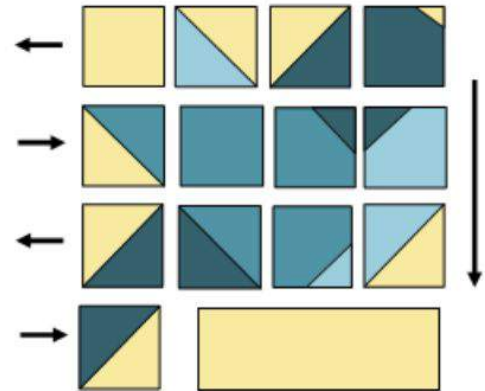


Assembling your Blue Bird block:

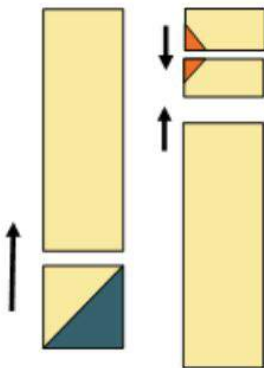
Referring to diagram for piecing placement, layout all your pieces

1. Assemble as per the pictures, steps #1 thru #4
 2. Press seam allowances as per pictures
 3. Square to 12 1/2
- Enjoy!

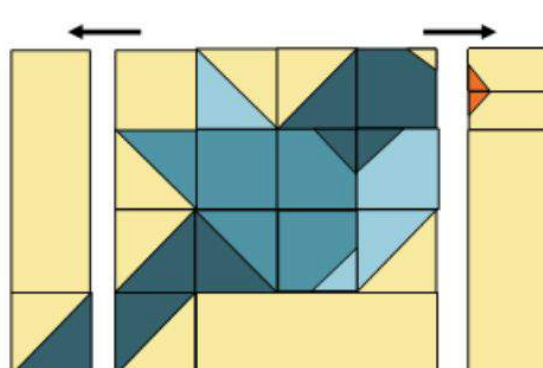
Step #1



Step #2



Step #3



Step #4

